

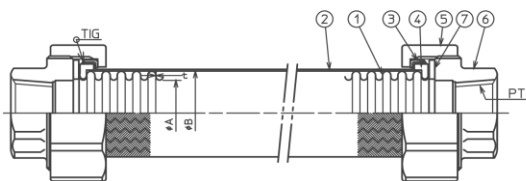
# Installation Manual for the Flexible Joint (Union Connection)

Z-9000NW Z-9000CAW Z-10000NW



Installation Procedure

## 1. Before installation



Z-9000NW,Z-10000NW

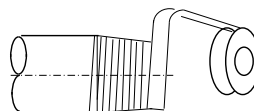
Table1 Parts List

No.	Name	Material
1	Bellows	SUS304
2	Braid	SUS304
3	Ring cover	SUS304
4	Split ring	SCS13
5	Union nut	FCMB(SCS13)
6	Union screw	FCMB(SCS13)
7	Gasket	Non-asbestos

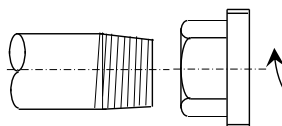
- Please confirm whether the diameter is correct.
- Please confirm whether there is any damage of sealing surface.

## 2. Installation

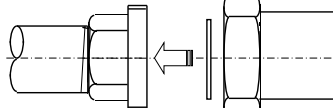
① Wrap teflon sealing tape on thread of pipe end.



② Manually screw the union screw in pipe end, and fix it sufficiently by means of tightening tool.



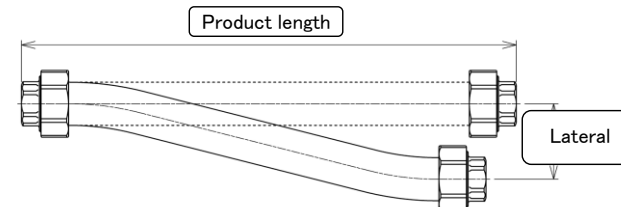
③ Confirm the gasket on sealing face before tightening. Set the union nut to the union screw and tighten it manually.



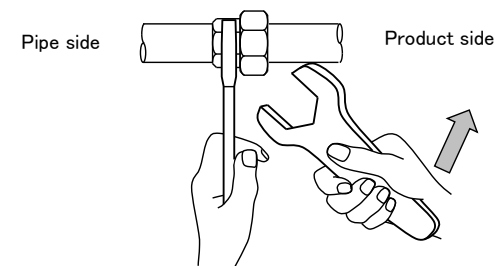
④ Carry out the opposite side as same way.

## 3. Tightening nut

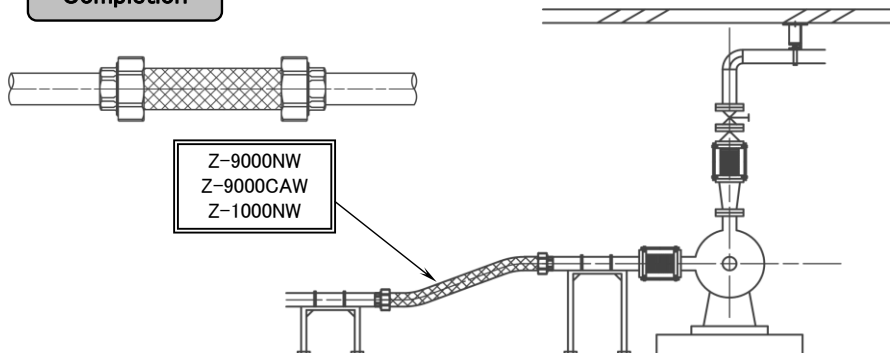
① Confirm whether the lateral movement of piping is within the allowable range.



② Under keeping the union screw by tool as shown in drawing tighten the nut sufficiently by means of tool. The opposite side shall also be tighten same way.



## Completion



## NOTES

- Where the water hammer generate in the piping system, the flexible joint might be damaged. Take appropriate impact prevention measures.
- Carry out the welding work of the piping before installing the flexible joint. If you have to carry out the welding work after installing the flexible joint, take ground the welding electricity, also put a protective cover around the flexible joint so that the welding current does not flow into the piping system.
- Please select the pipe size not to exceed 3m/s of flow velocity. (inside diameter basis)
- In case of corrosive fluid for stainless steel, ZTF series products (fluoro-resin bellows) are recommended.
- Union screw and gasket are specially designed for this product. Don't replace the other supplier's parts.
- In case of steam application, spiral wound gasket shall be recommended. Please use our genuine gaskets. So, let us know whether our spiral wound gasket shall be attached or not before placing order.