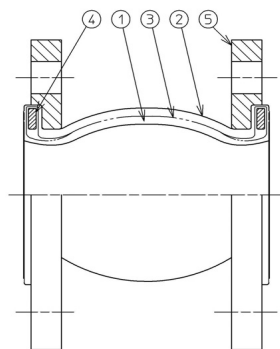


1. Before installation



The shape of ZRJ-B (Single Sphere)

Table1 Parts List

No.	Name	Material
1	Inner Layer Rubber	Synthetic rubber
2	Outer Layer Rubber	Synthetic rubber
3	Reinforcement fiber	Nylon cord
4	Solid Ring	Carbon steel
5	Flange	Carbon steel, Stainless Steel 304

Please confirm sure whether the diameter is correct.
Please confirm whether there is any damage of sealing surface.
Please confirm whether there is any damage of inside and outside of rubber.

2. Installation

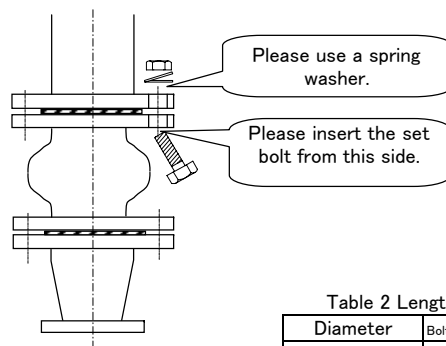


Table 2 Length of bolt

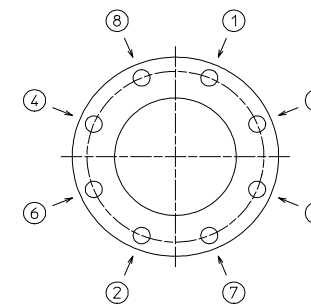
Diameter	Bolt Diameter x Length
20A	M12x50mm
25A~40A	M16x55mm
50A~100A	M16x65mm
125A~200A	M20x75mm
250A~300A	M22x90mm

Before installation, please wipe off the dust of the piping side flange and a rubber body seal side with a rag etc., check that there are no foreign substances, and set the product between the piping flanges.

- ② Please insert the set bolt toward the piping side from the product side. Moreover, in order to prevent the loosening of the nut, please use a spring washer.

3. Tightening of the bolts

The order of bolt tightening.



- ① Please tighten the bolts diagonally and equally.
- ② Please tighten the opposite side of flange with same way.
- ③ When you use the bolt and nut made of stainless steel, please apply lubrication.

Please refer to the value of Table 3 for the tightening torque that becomes the standard of tightening.

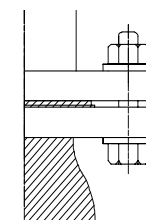
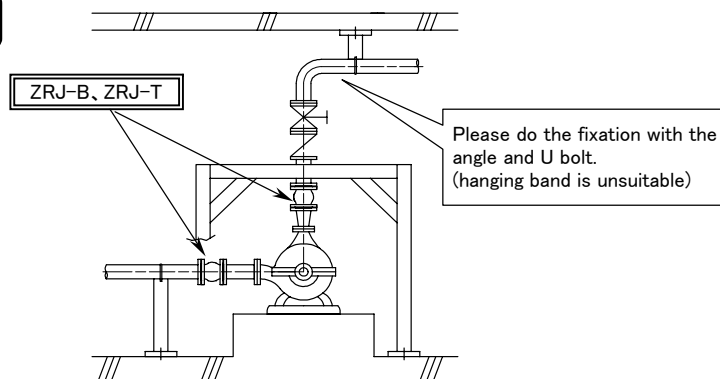


Table3 Tightening torque

Diameter	Tightening torque
20A	25N·m
25A~40A	30N·m
50A~100A	30N·m
125A~200A	40N·m
250A~300A	45N·m

! Please confirm whether the flange face is parallel before tightening.

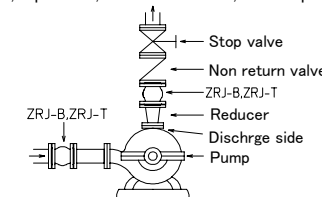
Completion



! NOTES

- 1) This product is not designed for absorb the axial movement but vibrations.
- 2) The piping system might resonate when the fixation of piping is insufficient. Please do the fixation near ZRJ-B and ZRJ-T.
- 3) Please carry out the welding work of the piping before the attachment of our product. If you have to carry out the welding work after attaching the piping, please earth the welding properly, also put a protective cover around our product so that the welding current does not flow into the piping system.

- 4) Please use ZTF-5000 (fluoro-resin made) concerning oil, fats, the organic solvent, acid, and alkali.
- 5) On the discharge side must be attached in this order reducer, a product, non return valve, and stop valve.



- 6) **It cannot be used for a hot water supply line.**
Please use our A·V·JOINT or ZTF-5000.